


3

What makes a good listener?

Make an angry face, a shy face and a confident face.

4



2

Name three adults you could talk to if you have a problem.


5

John walk backwards to school?
Q. Why did John walk backwards to school?
A. It was back to school day!
Name three things that make you smile.


11

Name three qualities that make a good friend.

6



Find more fun activities and safety tips at www.safetynetkids.org.uk
Find more fun activities and safety tips at www.safetynetkids.org.uk
Find more fun activities and safety tips at www.safetynetkids.org.uk
Find more fun activities and safety tips at www.safetynetkids.org.uk
Find more fun activities and safety tips at www.safetynetkids.org.uk
Find more fun activities and safety tips at www.safetynetkids.org.uk
Find more fun activities and safety tips at www.safetynetkids.org.uk
Find more fun activities and safety tips at www.safetynetkids.org.uk
Find more fun activities and safety tips at www.safetynetkids.org.uk
Find more fun activities and safety tips at www.safetynetkids.org.uk




8

Can you think of any times that it is fun to feel scared?

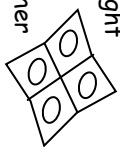
Say what you would like to be doing in 20 years time!

7



How to make the Safety Net Quizze!

1. Flip the quizze over so that the text is facing down.
2. Fold the four corners into the centre to make a square with the dots in the middle.
3. Turn the quizze over again and fold the corners into the middle along the dotted lines.
4. Fold it in half lengthways and in half again so you can just see one coloured spot.
5. This is the only tricky bit: unfold it once so you can see two spots, then put your thumbs and two index fingers right into the little flaps with the coloured spots. Now should be able to move your fingers together so that it looks like this from above.
6. Now you have made your quizze! You can move the flaps back and forward like puppets to reveal the numbers below.
7. To play, ask someone which colour they prefer. Flap the quizze open one way, then the other, until you have spelled out the colour (such as 'B L U E').
8. Next, ask them to choose a number and flap the quizze open/shut that many times.
9. Ask them to choose a number again (maybe their lucky number?) and lift up that flap and ask the question underneath.



Who are Safety Net?

We believe everyone has the right to feel safe. We run different courses in Brighton and Hove for:

- Kids who need their confidence boosting
- Kids who want to make their local community safer
- Kids who want to help other kids feel happy and safe



Safety Net

01273 411613
www.safety-net.org.uk
Charity registration number 1108772